

What is SimChart®?

SimChart® is a comprehensive Electronic Health Record (EHR) learning tool that mimics electronic charting in healthcare settings. It also enhances your learning with up to date assessment tools and charting forms.

Why is Chamberlain using SimChart?

In 2014, all US healthcare providers were to have adopted and demonstrated “meaningful use” of EHRs. Those that did not meet this requirement by 2015 would have reductions in reimbursement from Medicare and Medicaid. As nursing students, you will be entering into the healthcare workforce with the expectation that you are familiar with using this charting format.

Chamberlain College of Nursing believes that in order to be prepared for the workforce, our students must have the advantage of being proficient in use of the EHR. We have adopted SimChart to help prepare you for real world methods of charting and give you a potential edge over graduates unfamiliar with using EHRs. Nursing Health Informatics is a growing specialty in our profession. SimChart will familiarize you with how to document and access health records for your patients.

How will I use SimChart?

SimChart will initially be used in the SIMCARE CENTER™ where you will access your simulated patient’s chart to gather information and chart the care you provided to this patient. You will access case studies, complete care plans and other assignments throughout your courses. There are also tools within SimChart that can be used to assist with your assignments. The program is accessible from any computer with an internet connection.

When will I receive access to SimChart?

You will receive access to SimChart via a student access code and Course ID. Once you have received the access code and Course ID, you will then go to the identified URL and log in to the Evolve site where SimChart is located and self-enroll into your course.

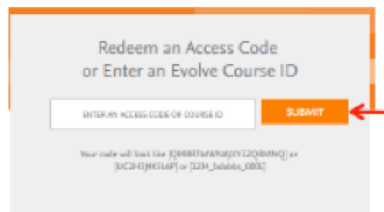
How do I self-enroll?

Follow the steps below to enroll into an **Instructor-led** course on Evolve.



Students: How to Self-Enroll into your SimChart Courses

1. Go to <https://evolve.elsevier.com>.
2. To register for your SimChart NR 302/120* course, enter the appropriate Course ID (ex. 12345_caddison_1001) and select **SUBMIT**



**MK-0615-017
 NEW FORM: SimChart FAQ**

Date 7-13-15	Printed At 100%	Agency aw
Time 1:45 PM	Round 7	



Job info		Pages 3 pg
Element	Bio Slick	Folded Size
Live	8.25 in x 10.75 in	VDP <input type="checkbox"/>
Trim	8.5 in x 11 in	Notes
Bleed	8.75 in x 11.25 in	

	APPROVED	APPROVED W/ CHANGES	DENIED	DATE	INITIALS
Stephanie Gallo	<input type="checkbox"/>	<input type="checkbox"/>	<input type="checkbox"/>		
	<input type="checkbox"/>	<input type="checkbox"/>	<input type="checkbox"/>		
	<input type="checkbox"/>	<input type="checkbox"/>	<input type="checkbox"/>		
	<input type="checkbox"/>	<input type="checkbox"/>	<input type="checkbox"/>		
	<input type="checkbox"/>	<input type="checkbox"/>	<input type="checkbox"/>		


Pub Info

Pub:
Issue:
Contact:

Title:
Location:
Prod Co:
Post Date:
Quantity:

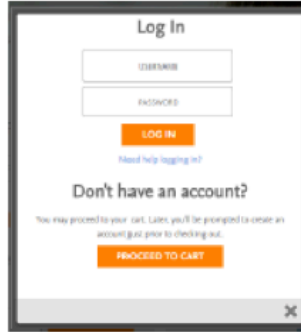
FINAL CHECKLIST

	INITIALS	INITIALS
Accreditation	<input type="checkbox"/>	<input type="checkbox"/>
Legal Line	<input type="checkbox"/>	<input type="checkbox"/>
SCHEV	<input type="checkbox"/>	<input type="checkbox"/>
INDI Code	<input type="checkbox"/>	<input type="checkbox"/>
NRW URL	<input type="checkbox"/>	<input type="checkbox"/>
Chamberlain URL	<input type="checkbox"/>	<input type="checkbox"/>
Chamberlain Address	<input type="checkbox"/>	<input type="checkbox"/>
Chamberlain Phone 888.556.8CCN (8226)	<input type="checkbox"/>	<input type="checkbox"/>
Inventory Code	<input type="checkbox"/>	<input type="checkbox"/>
Production Code	<input type="checkbox"/>	<input type="checkbox"/>
3-Year BSN Copy	<input type="checkbox"/>	<input type="checkbox"/>
Heat Map Check	<input type="checkbox"/>	<input type="checkbox"/>
Other:	<input type="checkbox"/>	<input type="checkbox"/>



SimChart® FAQ

3. You will be prompted to enter your access code at this time. Select the "I have an access code" radio button. Type your code in the field provided, and click the **Apply** button
4. Log In using your Evolve Username and Password



5. Select **Redeem/Checkout**

Discount/Promotion: \$0.00
 SUBTOTAL: \$0.00

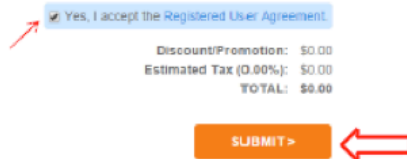
REDEEM/CHECKOUT >

6. If requested Update Your Account

Update your Account

Please fill in the required fields below to check out.


7. Check "Yes" to accept the Registered User Agreement and select **Submit**



8. You will then receive notification that the product is now available in your Evolve account.

Thank you for your request! This product is now available in your Evolve account. Get started

*To register for all other courses, you will only need your SimChart Course ID



Confidentiality and Privacy Information.

During completion of experiential learning activities, including SimChart, principles of academic integrity apply, including maintaining confidentiality regarding content discussed or experienced in experiential learning environments. I will uphold the requirements of the Health Insurance Portability and Accountability Act (HIPAA) and any other federal or state laws regarding confidentiality. I agree to report any violations of confidentiality that I become aware of to my facilitator or instructor. For additional information pertaining to HIPAA and confidentiality, please refer to the Confidentiality Statement signed during experiential learning activities.

For Technical Support with SimChart

Access to support and troubleshooting is found on the Evolve website evolve.elsevier.com and by phone with evening and weekend hours available. Call 1.800.222.9570 for technical support. If you are experiencing technical issues, do not close SimChart. In addition, if you have any questions about SimChart, please email simchart@chamberlain.edu.

Customer Service and Technical Support

US and Canada: 1.800.222.9570

Hours of Operation

Monday-Friday: 7am-11pm CST

Saturday: 8am-6pm CST

Sunday: 12pm-10pm CST

Training and Chamberlain-Specific Resources

You will receive training by completing a student orientation video located within SimChart and completing a SimChart navigation during NR-302/NR-120. You will also be provided guidance and assistance from faculty and campus SimChart Champions while utilizing SimChart in your dedicated courses. Your specific course resources will be uploaded onto your eCollege course shell.